

To register, Click on [\(Take Course Now!\)](#) Enter your Student Username, then Login.
Courses with a green star ★ are recent additions to the catalog.
Type Ctrl+F simultaneously to open a search box and easily find courses in the catalog.

eLearning Resources

Total Minutes **60**

Resources Overview

36

Course ID	Course Name	Course Description	Minutes
SDE_225 (Take Course Now!)	New User Welcome	★ Republished: 3/29/2024 - As a new user to Advantage, learn how to access and view courses within Compulink University, your 24/7 online education portal.	4
ELEARN_160 (Take Course Now!)	eLearning Tools and Resources	★ Republished: 3/15/2024 - Learn about the many education resources available on our client web portal, in Compulink University and in our Online Help file.	22

SDE_185 (Take Course Now!)	Education Resources for Latest Version	★ Republished: 3/15/2024 – Stay in the loop with the Release Notes & Educational Resources Resources document on the Compulink Client Web Portal.	4
---	--	---	---

SDE_195 (Take Course Now!)	User Focused Education	★ Republished: 3/15/2024 – Education items, filtered by your user profile, are delivered right to your Advantage desktop.	6
---	------------------------	---	---

Compulink University

24

Course ID	Course Name	Course Description	Minutes
SDE_130 (Take Course Now!)	Compulink University Quick Start	★ Republished: 3/15/2024 – Take a quick look at how to log into Compulink University and register for courses.	7
SDE_175 (Take Course Now!)	Accessing Compulink University from Mobile Devices	★ Republished: 4/12/2024 – Learn how to navigate Compulink University from your mobile device.	1

SDE_180 (Take Course Now!)	Compulink University Course Catalog Shopping Cart	☆ Republished: 3/29/2024 – The Shopping Cart feature on the Course Catalog page makes course registration simple.	2
SDE_200 (Take Course Now!)	Compulink University: Program Index	☆ Republished: 4/30/2024 – Take a quick look at the Advantage Feature Quick Reference Guide on the Course Catalog page.	1
SDE_160 (Take Course Now!)	Creating Student Accounts In Compulink University	☆ Republished: 3/29/2024 – Review how to configure your Advantage user accounts for Compulink University access.	5
CU_260 (Take Course Now!)	CU: Admin Portal Manager Reports	☆ Published: 3/15/2024 – Review efficiency reports in the Admin Portal for Compulink University students in your practice.	8

Appointments

Total Minutes 29

Admin/Setup

29

Course ID	Course Name	Course Description	Minutes
-----------	-------------	--------------------	---------

RPT_APPT_110 (Take Course Now!)	Daily Appointment Reports	☆ Republished: 3/29/2024 - This course reviews each of the reports of the Appointment > Daily menu.	14
RPT_APPT_105 (Take Course Now!)	Appointment Analysis Reports	☆ Republished: 3/29/2024 - This course reviews the report parameter options and report examples for each of the Appointment Analysis Reports: Activity, Statistics and Utilization.	15

ASC

Total Minutes **42**


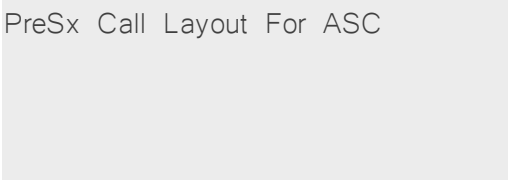
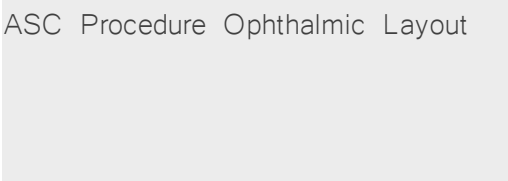
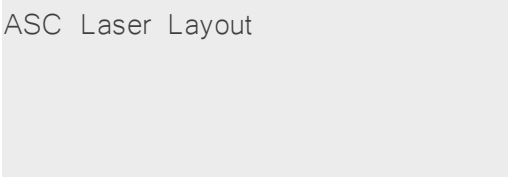
Admin/Setup

10

Course ID	Course Name	Course Description	Minutes
ASC_225 (Take Course Now!)	SKU Groups And Preference Cards For ASC	☆ Republished: 4/30/2024 - SKU Groups and Preference Cards ensure all supplies are available and the setup of OR is efficient and ready for procedures.	7
ASC_210 (Take Course Now!)	Inventory Setup For ASC	☆ Republished: 4/30/2024 - Enter table information for accurate and efficient report data, enabling you to track and manage your Inventory.	3

Functionality

32

Course ID	Course Name	Course Description	Minutes
ASC_220 (Take Course Now!)	 Creating Companion Records for ASC	★ Republished: 4/12/2024 - Generate Companion records for sharing information between Clinical and ASC charts.	4
ASC_230 (Take Course Now!)	 PreSx Call Layout For ASC	★ Republished: 5/15/2024 - The ASC PreSx Call Layout is used to check off items as they are discussed with the Patient.	4
ASC_235_Z (Take Course Now!)	 ASC Procedure Ophthalmic Layout	★ Republished: 4/30/2024 - The ASC Procedure Layout allows all Surgery Providers and Staff to access and input information for surgery procedures.	13
ASC_240_Z (Take Course Now!)	 ASC Laser Layout	★ Republished: 5/15/2024 - The ASC Laser Layout allows all Providers and Staff to access and input information for Laser procedures.	7

ASC_255 (Take Course Now!)	ASC Follow Up Call Layout	★ Republished: 5/15/2024 - The Follow Up Call Layout is designed for your post-surgery phone communications with the Patient.	4
---	---------------------------	---	---

Billing: Insurance
Total Minutes **77**

Admin/Setup
17

Course ID	Course Name	Course Description	Minutes
INS_205 (Take Course Now!)	Insurance Billing: Basic Table Setup	★ Republished: 4/12/2024 - Learn about the table setup required for billing professional insurance claims (CMS1500) through your Advantage software.	17

Change Healthcare Outage
29

Course ID	Course Name	Course Description	Minutes
EDI_590 (Take Course Now!)	Optum iEDI Clearinghouse during CHC Outage	★ Republished: 4/30/2024 - Learn how to prepare for and use the Optum iEDI portal for temporary claims processing during the CHC outage.	9

EDI_595 (Take Course Now!)	EDI: Resolving Optum iEDI Rejections	★ Published: 4/4/2024 - Review how to identify and resolve common claim rejections when using the temporary Optum iEDI clearinghouse solution.	11
EDI_600 (Take Course Now!)	Emdeon Vision Clients Restoration	★ Published: 5/1/2024 - Current Emdeon Vision customers need to complete an online form to restore services using the Optum Platform.	3
EDI_585 (Take Course Now!)	EDI: Direct Claim Submission During CHC Outage	★ Published: 3/7/2024 - Learn about the new Direct Claim Submission option available in Version 12.8.0.14. This is a temporary stopgap option for payors accepting direct claims during the Change Healthcare outage.	6

Claims

9

Course ID	Course Name	Course Description	Minutes
SDL_185 (Take Course Now!)	Ledger: Payor Notes	★ Republished: 3/15/2024 - This brief tutorial presents the Ledger Payor Notes functionality with the companion RCM Insurance Follow-up Worklist.	4

SDFUNC_210 (Take Course Now!)	Reset Claim Billing Utility	★ Published: 4/12/2024 - The Reset Claim Billing Utility is a quick and efficient way to remove the billed dates on claim batches, allowing them to be rebilled.	5
--	-----------------------------	--	---

Efficiency Tools & Reports
22

Course ID	Course Name	Course Description	Minutes
LEDG_615 (Take Course Now!)	Account Management Tools - Before And After Billing	★ Republished: 3/15/2024 - Learn about the many tools available to manage your accounts including Reports, Worklists and Payor Notes.	20
SDINS_130 (Take Course Now!)	Missing Charges By Location Worklist	★ Published: 5/15/2024 - Find patients with a signed medical record but no charges posted by Date of Service and Location.	2

EHR: General Info

Total Minutes 12

Functionality
12

Course ID	Course Name	Course Description	Minutes
-----------	-------------	--------------------	---------

EHR_2660	Exam Locate Command	☆ Republished; 4/12/2024 -The Exam > Locate menu offers different options for searching the active Patient's Exam records.	4
(Take Course Now!)			
EHR_2665_OZ	VDE: Visual Documentation Engine	☆ Republished: 3/15/2024 - The Visual Documentation Engine (VDE) course shows users how to document Clinical Findings using Base images and condition icons.	8
(Take Course Now!)			

E-Prescribing

Total Minutes 16

Admin/Setup

10

Course ID	Course Name	Course Description	Minutes
ADERX_270	AdvantageERx: IdenTrust Registration	☆ Republished: 3/29/2024 - Review the IdenTrust Registration Process.	10
(Take Course Now!)			

Functionality

6

Course ID	Course Name	Course Description	Minutes
-----------	-------------	--------------------	---------

ADERX_295 (Take Course Now!)	AdvantageERx: EPCS Mobile Authentication Solution	★ Published: 3/15/2024 - This course reviews the new Soft Key EPCS Prescribing Mobile Authentication solution.	6
---	---	--	---

Govt Compliance

Total Minutes **48**

QPP MACRA/MIPS

48

Course ID	Course Name	Course Description	Minutes
QPP_590 (Take Course Now!)	2024 Promoting Interoperability Provider To Patient Exchange	★ Published: 4/12/2024 - Review the measures within the Provider to Patient Exchange objective and learn which data points in your Advantage software are documented to meet the specifications.	8
QPP_600 (Take Course Now!)	PI: Protect Patient Health Information Objective	★ Published: 4/15/2024 - Review the Security Risk Analysis measure within the Protect Patient Health Information objective. Learn which measure specifications relate to your Advantage software.	16
QPP_620 (Take Course Now!)	PI: E-Prescribing Objective	★ Published: 4/15/2024 - Review the measures within the E-Prescribing objective and learn which data points in your Advantage software are documented to meet the specifications.	8

QPP_625	PI: Public Health Objective	☆ Published: Review the measures within the Public Health and Clinical Data Exchange objective. Navigate to the Registries & HIE Interface Request page on the Compulink Client Web Portal.	16
(Take Course Now!)			

Patient Flow

Total Minutes

14

Functionality

14

Course ID	Course Name	Course Description	Minutes
PAT_300	Patient Print Command	☆ Republished: 4/30/2024 - Learn about the various print options available within Patient Demographics.	14
(Take Course Now!)			

Practice Admin

Total Minutes

7

Features & Efficiencies

7

Course ID	Course Name	Course Description	Minutes
FUNC_300	Function: Time Clock Review/Maintenance	☆ Republished: 3/15/2024 - This course provides an overview of the Time Clock History Function for administrators and managers.	7
(Take Course Now!)			

Reports: Financial

Total Minutes

15

Prerequisite for Report Courses

15

Course ID	Course Name	Course Description	Minutes
REP_100 (Take Course Now!)	Introduction to Reports	★ Republished: 3/15/2024 - Learn the basics about Crystal Reports: User Access, Parameter/ Value options, Toolbar Options, Drill Down Feature and more. This course is a prerequisite to the individual report courses.	15

System Admin

Total Minutes 8

License/Software

6

Course ID	Course Name	Course Description	Minutes
SDHT_130 (Take Course Now!)	How to Update your Advantage Software	★ Republished: 3/11/2024 - Server Based Clients will learn how to update their Advantage Software in this course.	6

Login

2

Course ID	Course Name	Course Description	Minutes
SDSATAB_115 (Take Course Now!)	Opting In or Out of Compulink Communications	★ Published: 4/30/2024 - Review the settings in your Advantage software that determine who receives Compulink Communications.	2

Tables: Financial

Total Minutes 78

AP/GL

12

Course ID	Course Name	Course Description	Minutes
FTAB_185 (Take Course Now!)	Financial: G/L And AP Tables	★ Republished: 5/15/2024 - This course reviews the following financial tables under the G/L and AP menu: Chart of Accounts, Mapping Table, GL Interface Mapping Table and the AP Interface Mapping Table.	12

Patient Ledger

66

Course ID	Course Name	Course Description	Minutes
FTAB_100 (Take Course Now!)	Financial: Adjustments Table	★ Republished: 4/30/2024 - Review the tables under the Financial > Adjustments menu: Description/Amount and Notes.	8
FTAB_110 (Take Course Now!)	Billing IDs Table	★ Republished: 4/30/2024 - Learn when entries might be needed in the Billing IDs table, and how to complete the data entry fields.	9
FTAB_105 (Take Course Now!)	Financial: Billing Messages Table	★ Republished: 4/30/2024 - This table stores custom messages that may be attached to patient statements, when printing from the patient ledger or using the Account Statements Function.	7

FTAB_115 (Take Course Now!)	Financial: Carrier Types Table	☆ Republished: 5/15/2024 – This table is used to classify insurance companies for claims /processing. Learn about the Code classification types and how/when to create unique entries based on specific billing requirements.	7
FTAB_425 (Take Course Now!)	Financial: Service Fee Table	☆ Republished: 4/30/2024 – Learn how to build and maintain your Financial Services table, which stores all of your billing codes and fees.	19
FTAB_150 (Take Course Now!)	Financial: CPT Code Check Table	☆ Republished: 5/15/2024 – This table enables you to verify that a procedure code posted in the Ledger is 'Legal' for the Provider ID/Service Location/Financial Plan/DOS associated with a charge.	7
FTAB_190 (Take Course Now!)	Financial: Location/Provider Restriction Table	☆ Republished: 5/15/2024 – This table is available for practices who want to verify that the correct Service Location and Provider ID combinations are being posted to the ledger.	5
FTAB_210 (Take Course Now!)	Financial: Notes Table	☆ Republished: 5/15/2024 – Review the Notes table which stores standard notes or comments that you may wish to include on a patient's Ledger.	4

Tables: General

Total Minutes 12

Admin/Setup

12

Course ID	Course Name	Course Description	Minutes
TAB_900 (Take Course Now!)	Table Commands	★ Republished: 3/15/2024 - Learn about the standard commands found in your Advantage Look-up Tables. This course is a prerequisite to the individual table courses.	12

Web Reg

Total Minutes 32

Functionality

32

Course ID	Course Name	Course Description	Minutes
WEB_140 (Take Course Now!)	Web Registration: Completing and Importing Data	★ Republished: 3/29/2024 - Review the patient registration process and how to import registration data into your software.	18
WEB_145 (Take Course Now!)	Web Registration: Import Patient Information	★ Published: 3/29/2024 - This course reviews how to import registration data into your Advantage software.	14